



# Durham Constabulary

# USE OF FORCE

## Apr to Dec 2023 (YTD)

Gender	Count
Male	7045
Female	1562
Other	4
<b>Grand Total</b>	<b>8611</b>

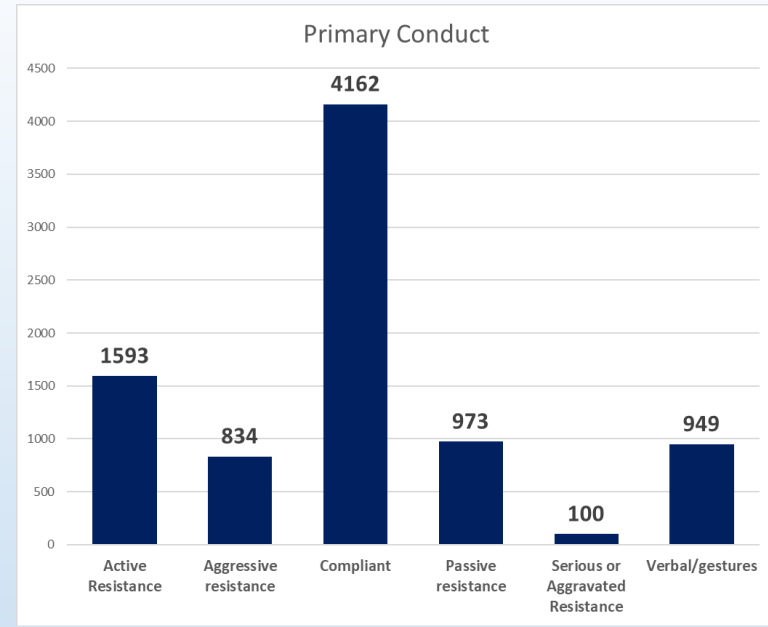
**82%**  
OF SUBJECTS  
WERE MALE

**8611**  
USE OF FORCE  
SUBMISSIONS  
(multiple officers may  
submit forms for a  
single incident)

Location	Count
East Durham	2720
South Durham	2087
Darlington	1987
West Durham	1695
Other force area	122
<b>Grand Total</b>	<b>8611</b>

**47%**  
OF SUBJECTS  
WERE 18-34  
YEAR OLDS

Age Group	Count
Under 18	816
18-34	4012
35-49	3044
50-64	672
65 and Over	67
<b>Grand Total</b>	<b>8611</b>



**87%**  
OF SUBJECTS WERE ARRESTED

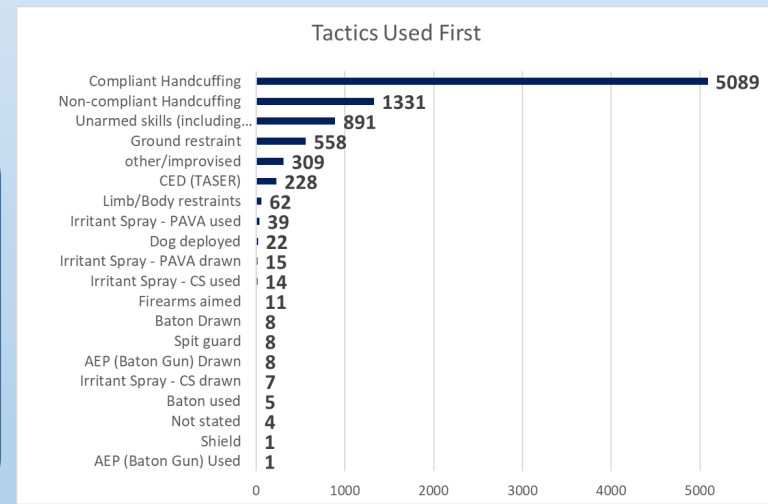


**1%**  
OF SUBJECTS WERE DETAINED UNDER THE  
MENTAL HEALTH ACT




Ethnicity	Count
White	8326
Black	102
Other	87
Asian	84
Mixed	12
<b>Grand Total</b>	<b>8611</b>

**59%**  
OF TACTICS  
USED FIRST IS  
COMPLIANT  
HANDCUFFING



**3%**  
OF SUBJECTS WERE HOSPITALISED



**48% ALCOHOL**  
**33% DRUGS**  
AS A CONTRIBUTORY FACTOR

