



Durham Constabulary

USE OF FORCE

2020/21 – April-20 to March-21

8320

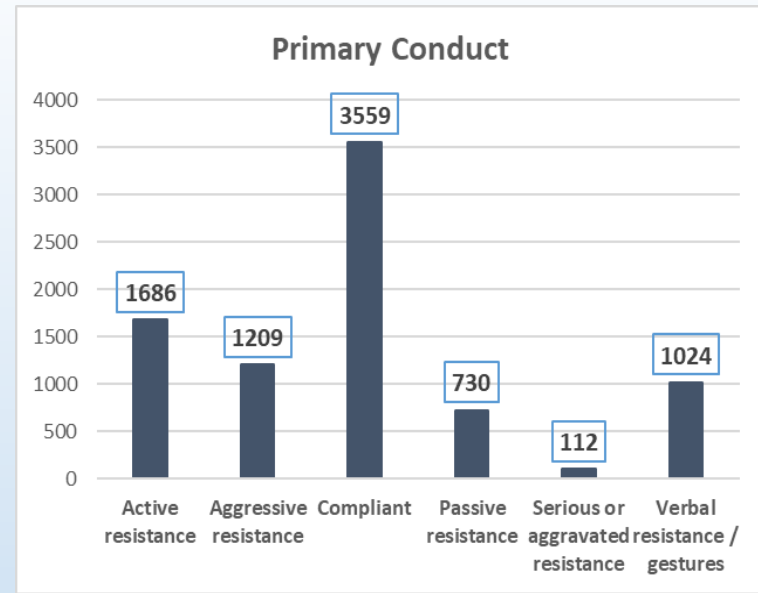
USE OF FORCE SUBMISSIONS
(multiple officers may submit forms for a single incident)

Location	Count
East Durham	2879
Darlington	1984
West Durham	1725
South Durham	1631
Out of Force area	101
Grand Total	8320

Gender	Count
Female	1431
Male	6864
Transgender	22
Not stated	3
Grand Total	8320

83%

OF SUBJECTS WERE MALE



54%

OF SUBJECTS WERE 18-34 YEAR OLDS

Age Group	Count
Under 18	749
18-34	4507
35-49	2450
50-64	553
65+	52
Not known	9
Grand Total	8320

83%

OF SUBJECTS WERE ARRESTED




2%

OF SUBJECTS WERE DETAINED UNDER THE MENTAL HEALTH ACT



3%

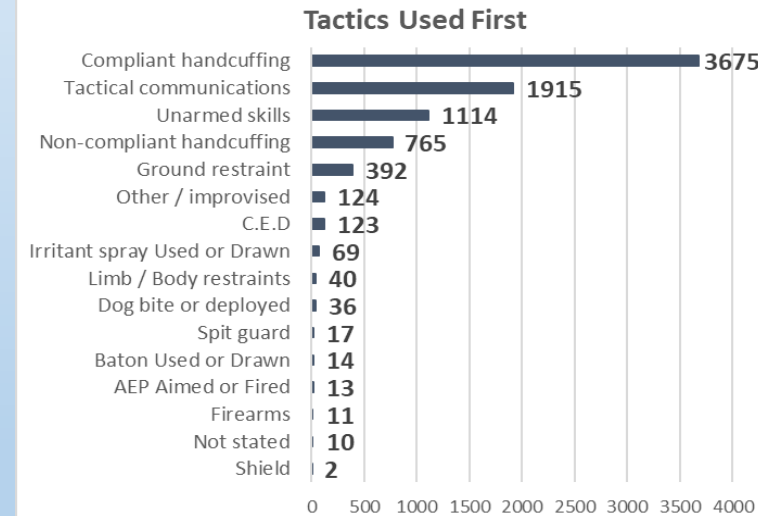
OF SUBJECTS WERE HOSPITALISED



Ethnicity	Count
White	8045
Asian	108
Black	78
Not stated	38
Mixed	24
Other	19
Chinese	8
Grand Total	8320

44%

OF TACTICS USED FIRST IS COMPLIANT HANDCUFFING



49% ALCOHOL

AS A CONTRIBUTORY FACTOR

35% DRUGS

